

Danske Bank




Overcoming the xVA Challenge

Situation

- Danske Bank, Denmark's largest bank, was analyzing xVA figures from CSV files in Excel. The process was slow and made it difficult to collaborate as a team. It did not allow for day-to-day comparison or for the ability to drill down quickly.
- Seeing how well Atoti had performed on other desks, the xVA desk at Danske decided to try it out. The goal was to create a flexible view of the outputs of xVA calculations.
- Up until this project, no system existed at Danske Bank to look freely across all books, products, risk types and clients.

Benefits

Leveraging ActiveViam technology for xVA analysis provided Danske Bank with three main benefits:

-  Improved accuracy and speed for pre-deal checks, with the ability to create new bespoke reports
-  Explain the PnL from the previous day, see which counterparty contributed the most to changes and make the best decisions
-  Shared bookmarks and views across the organization enable the desk to better collaborate and investigate any datapoint they need immediately

End Result

Atoti enables xVA analysts at Danske Bank to uncover and share deep insights into values.



That was the true benefit for us: to be able to drill down quickly, within seconds rather than hours or days to create a new report if something looked odd.



*Nicki Rasmussen, **Head of the xVA desk at Danske Bank***